




Knowledge Organiser - Year 2 Unit 2



Musical Spotlight: Playing in an Orchestra

Social Question: How Does Music Teach Us About the Past?

Name:

Class:

Understanding Music	Improvise Together	Listen and Respond
Let's find and keep a steady beat.	Keep a steady beat when improvising.	Listen to the music carefully, move to the music.
Play or clap simple rhythmic patterns using long and short sounds.	Clap four-beat rhythms, creating long and short sounds.	Respond to the questions and use any musical words you know. Explore your feelings and thoughts towards the music.
Respond to different high and low pitches. 	Improvising using one, two or three notes, using C, D and E.  C D E How many notes did you use to improvise - one, two or three?	Enjoy some 'Did You Know?' facts about the song. Do you know any more? 

SONG 1 Sparkle In The Sun Style: Jazz	SONG 2 Listen Style: Pop	SONG 3 The Orchestra Song Style: 20th and 21st Century Orchestral
<p>Vocal Singing with a clear voice and expressing the words with meaning is important. Did you sing with good posture? How fast or slow did you think the tempo of the music was?</p> <p>Instrumental Which part did you play?</p>  <p>Glockenspiel: Part 1: G, A, B Part 2: G, A</p> <p>Recorder: Part 1: G, A Part 2: G</p> <p>Compose Which notes or symbols did you compose with?</p>	<p>Vocal Singing with actions is fun and helps you to remember the words. Did you sing with actions? What do you think this song is about?</p> <p>Improvise Which notes did you improvise with? Did you use one, two or three notes?</p>  <p>G A B G A B</p>	<p>Vocal When singing, posture is very important. Try standing or sitting in a relaxed position with level shoulders, hands on your legs and feet placed hip-width apart. How was your posture? Have you been a super star, singing a solo?</p> <p>Perform Which songs did you perform? Which was your favourite?</p>